

Board Report

DECEMBER 2021

Enrollment

Attendance

Student Discipline

CAASPP 20-21

College and Career Readiness

Independent Studies

Professional Development

Parent Engagement



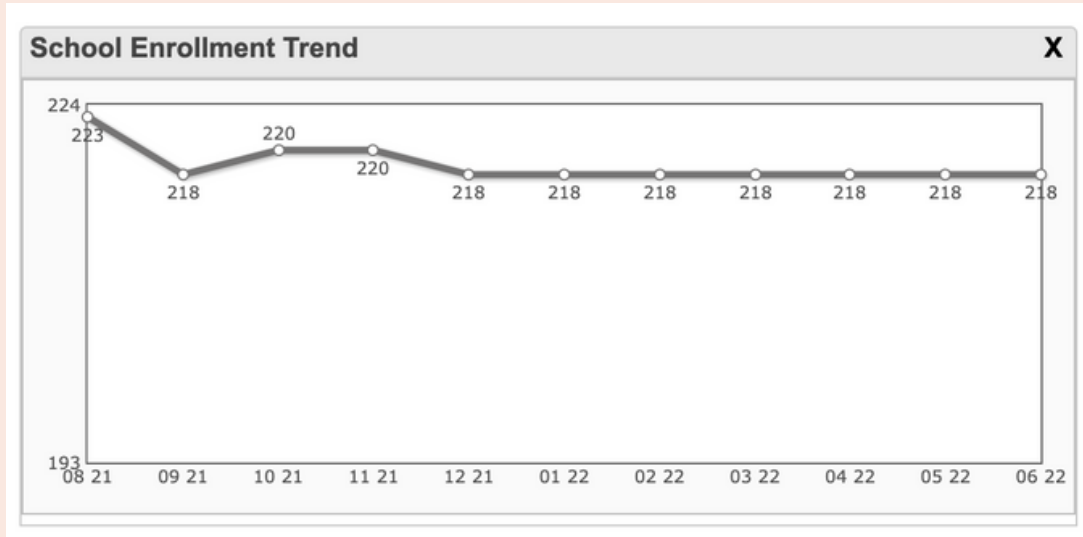
M.S. PRINCIPAL BETSY FELIX
H.S. PRINCIPAL SONIA DEL PINO



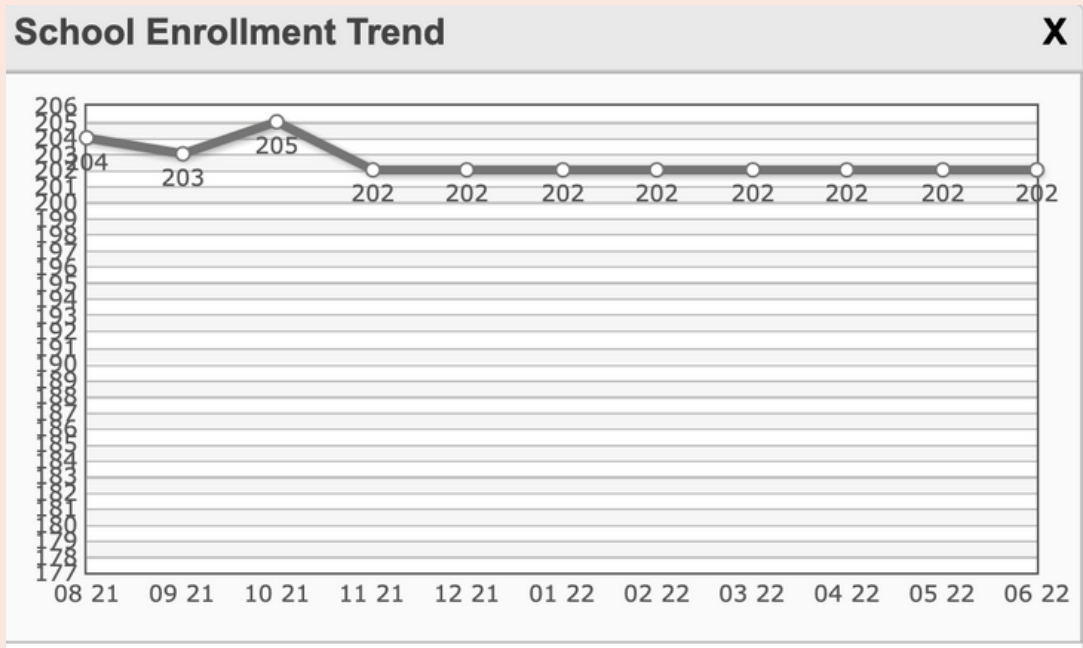
2021

Enrollment

Middle School



High School



Attendance

Los Angeles Leadership Academy Middle School

08/16/2021 to 12/03/2021 = 73 school days

Grade Level	Carry Fwd	Gain	Mult Gain	Loss	Ending	Actual Days	OffTrack	Days N/E	Days Absent	Days Attd	ADA	ADA %
6	0	85	1	8	77	6132	0	551	388.00	5193.00	71.14	93.05%
Subtotal	0	85	1	8	77	6132	0	551	388.00	5193.00	71.14	93.05%
7	0	68	1	5	63	4891	0	298	241.00	4352.00	59.62	94.75%
8	0	81	0	3	78	5913	0	268	278.00	5367.00	73.52	95.08%
Subtotal	0	149	1	8	141	10804	0	566	519.00	9719.00	133.14	94.93%
Grand Total	0	234	2	16	218	16936	0	1117	907.00	14912.00	204.28	94.27%

Los Angeles Leadership Academy High School

08/16/2021 to 12/03/2021 = 73 school days

Grade Level	Carry Fwd	Gain	Mult Gain	Loss	Ending	Actual Days	OffTrack	Days N/E	Days Absent	Days Attd	ADA	ADA %
9	0	50	0	3	47	3650	0	314	363.00	2973.00	40.73	89.12%
10	0	48	0	0	48	3504	0	49	252.00	3203.00	43.88	92.71%
11	0	61	0	1	60	4453	0	90	455.00	3908.00	53.53	89.57%
12	0	51	0	4	47	3723	0	194	661.00	2868.00	39.29	81.27%
Subtotal	0	210	0	8	202	15330	0	647	1731.00	12952.00	177.43	88.21%
Grand Total	0	210	0	8	202	15330	0	647	1731.00	12952.00	177.43	88.21%

Student Discipline Data

Middle School

Suspensions:

2021-2022 to date = 1 Out of school, 2 In-School (Tier 2 or Tier 3 Discipline Issues)

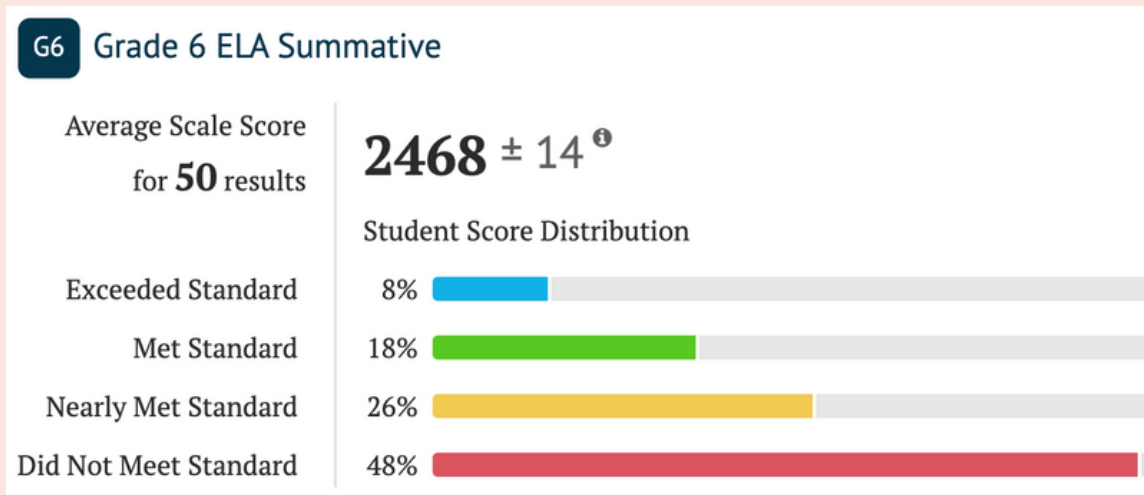
High School

Suspensions:

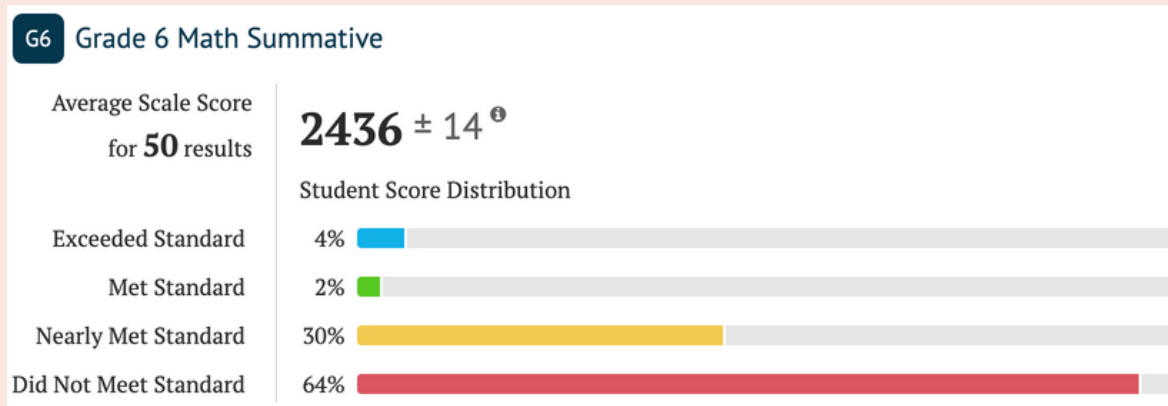
2021-2022 to date = 0 Out of school, 1 In-School (Tier 2 or Tier 3 Discipline Issues)

20-21 CAASPP

6th Grade



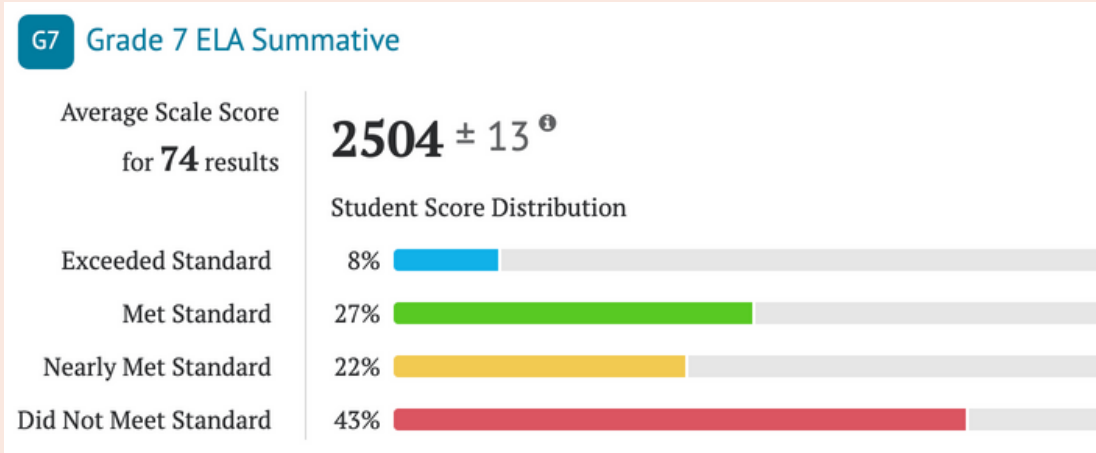
- 26% of students Met/Exceeded



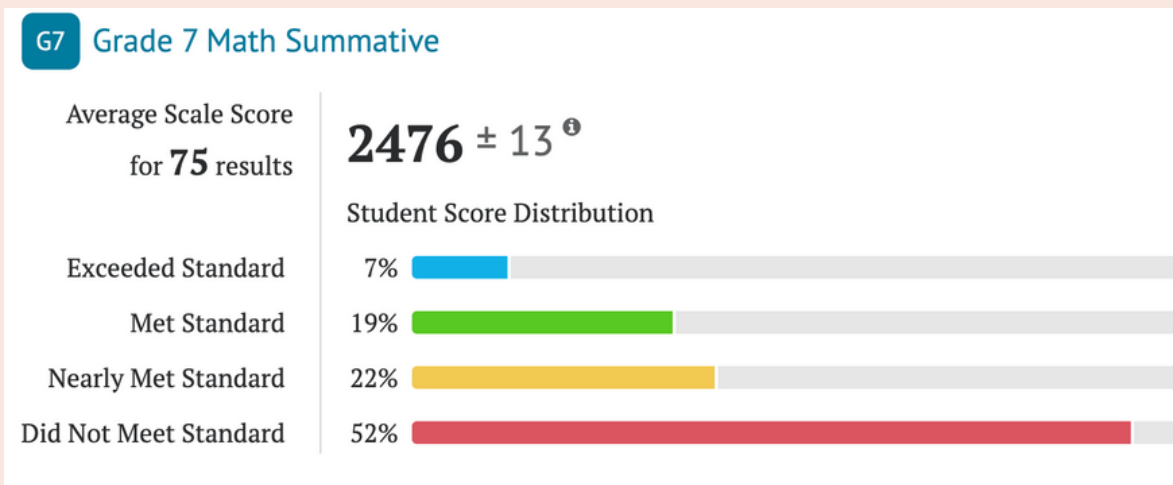
- 6% of students Met/Exceeded

7th Grade

20-21 CAASPP



- 35% of students Met/Exceeded



- 26% of students Met/Exceeded

20-21 CAASPP

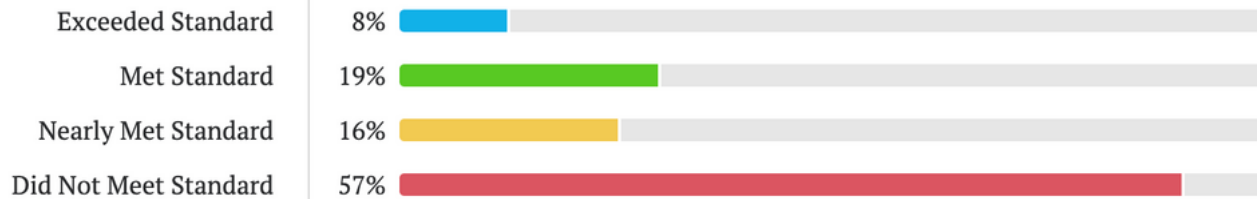
8th Grade

G8 Grade 8 ELA Summative

Average Scale Score
for **79** results

2480 ± 13[±]

Student Score Distribution



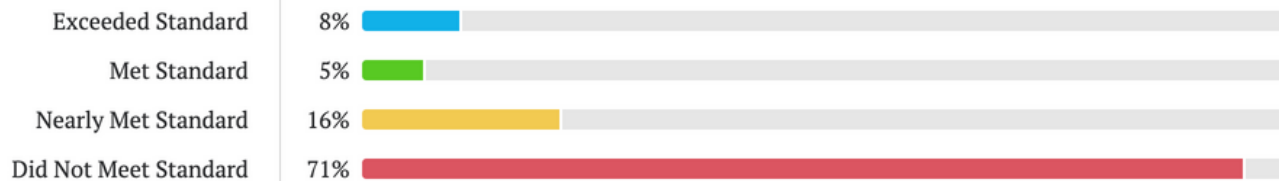
- 27% Met/Exceeded

G8 Grade 8 Math Summative

Average Scale Score
for **77** results

2448 ± 14[±]

Student Score Distribution



- 13% Met/Exceeded

20-21 CAASPP

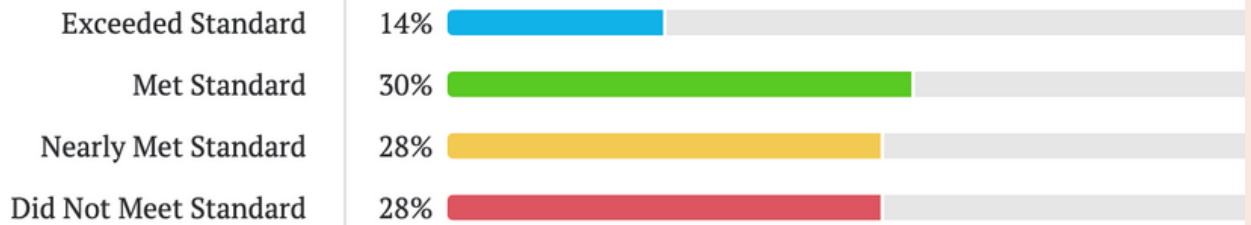
G11 Grade 11 ELA Summative

Average Scale Score
for **36** results

2548 ± 23[Ⓢ]

34%

Student Score Distribution



- 34% of students Met/Exceeded

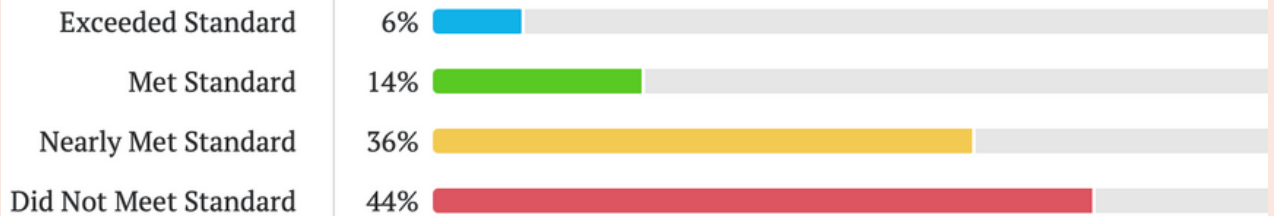
G11 Grade 11 Math Summative

Average Scale Score
for **36** results

2537 ± 19[Ⓢ]

20%

Student Score Distribution



- 20% of students Met/Exceeded

Plan for Improvement

Sparks Tutoring

PBIS (Ongoing)

CAASPP Data Analysis

NWEA Data Analysis

6-12 Review of Data

Instructional Rounds & Feedback for Best Practices

Peer observations

college & career readiness

Middle School

Marriage Family Therapist
A-G Foreign Language Course
PESA Intern

High School

Class of 2021 - A-G Graduate Rate 49%
*10 UC Eligible
*28 CSU Eligible

3 students in Dual Enrollment

Posse Finalist: David Vera

two High School Counselors: Teach 9-12 College &
Career Readiness Classes

High School Social Worker Intern coming next month

Independent Studies

Middle School

Tier 1:

- 0 students

Tier 2:

- 2 students due to health concerns

High School

Tier 1:

- 0 students

Tier 2:

- 3 students due to health concerns

Professional Development

5 Dimensions Of Teaching and Learning

The University of Washington's Center for Educational Leadership (CEL) teacher evaluation system provides research-based methods and instruments to:

- Plan and implement a growth-oriented teacher evaluation system focused on high-quality learning.
- Develop a common language and shared vision for improving teaching and learning using an instructional framework.
- Analyze and calibrate evaluation ratings across classrooms, schools and districts using an evaluation rubric.
- Increase the expertise of school leaders to guide and support the professional growth of teachers.

WestEd

- Teachers receive tools and learn strategies to effectively meet the early mathematical needs of students and families
- Learn enhanced family engagement activities that help parents focus on their child's mathematical development
- Receive a hands-on approach to learning effective early math instruction through active participation

Edgenuity Webinars & Training

- MyPath math and ELA intervention is designed to personalize learning in reading and math for every student by using assessment data to pinpoint learning gaps, then prioritizes and adapts lessons to provide students with the precise instruction they need to stay on track or get back to grade level as quickly as possible.

Circle Ways: Restorative Justice (MS & HS)

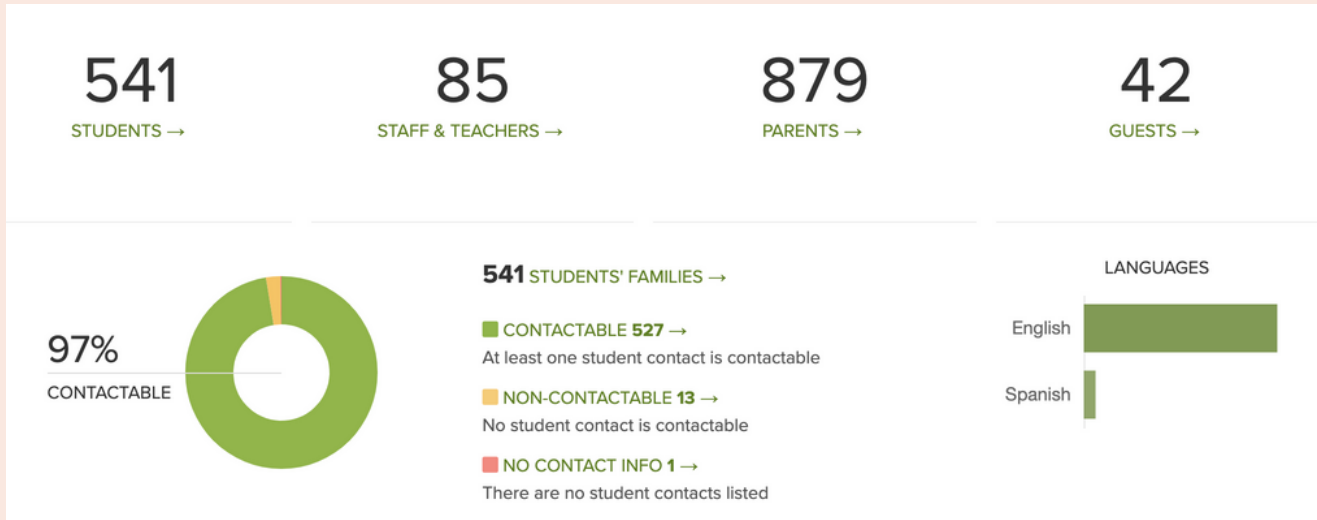
- a holistic approach to school culture and student discipline that helps develop the social-emotional intelligence and empathy of all members of the community.

Schoology Webinar (MS & HS)

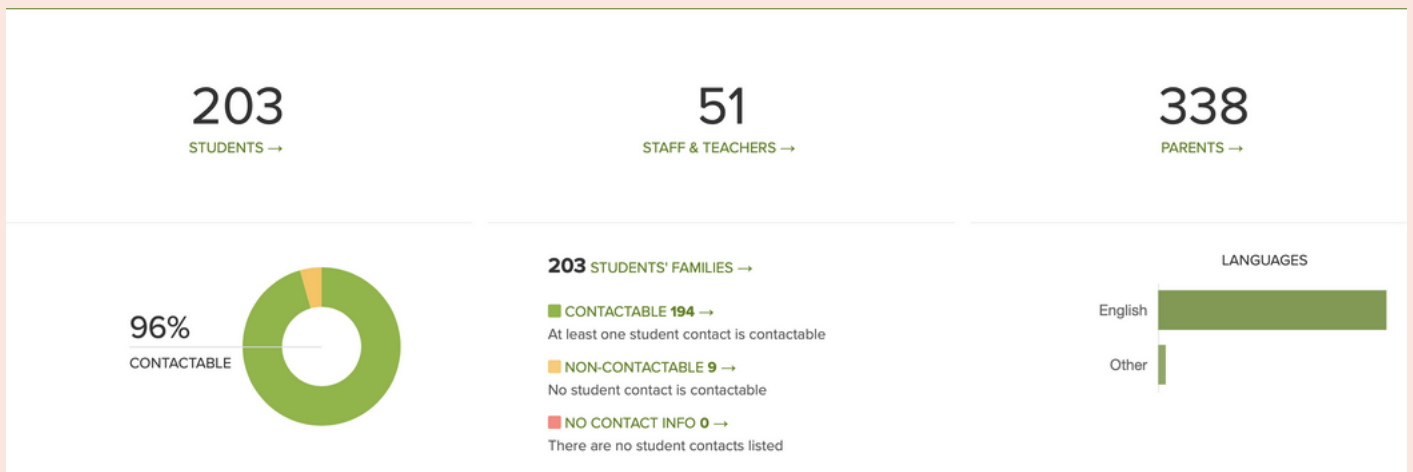


Parent Engagement


K-8 Parents Reached through ParentSquare



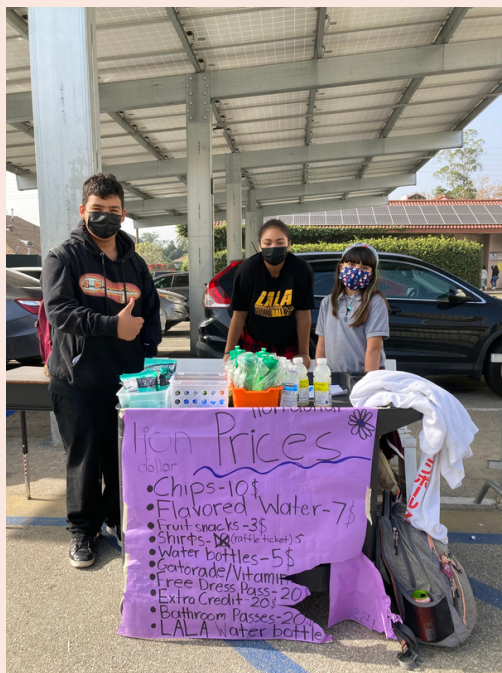
High School Parents Reached through ParentSquare





Empowering Girls at LALA



Student Leadership



Glow in the Dark Fall Festival



8TH GRADE RECRUITMENT



College Trips